Ufumbuzi: The Free Web Apps Hub

Powerful, frictionless Progressive Web Apps for your everyday digital life.

NotebookLM

Engineered to be Your Daily Solution

Ufumbuzi Solution

- A catalog of completely FREE, practical web applications.
- Designed to make everyday tasks easier, faster, and more accessible.
- Instantly available to everyone, everywhere, directly through the browser.

NotebookLM

The Best of Both Worlds

Traditional Website

- Accessible via browser
- Easily searchable
- No downloads

Progressive Web App

- Smooth interactions
- Native app-like navigation
- Accessible anywhere

Native Mobile App

- Home screen icon
- Full-screen immersive
- Works offline

Experience native-app performance directly from your web browser.

NotebookLM

Why Choose Progressive Web Apps?

Installable

Add directly to your home screen—no app store required.

Connectivity Independent

Works flawlessly offline or on low-quality networks via service workers.

Always Up-to-Date

Background updates ensure you always have the latest version.

Secure

Served exclusively via HTTPS for guaranteed data integrity.

Zero Bloat

Takes up significantly less device storage space than native apps.

Cross-Device

Highly responsive, adapting flawlessly to desktop, tablet, or mobile.

NotebookLM

An Ecosystem of Everyday Solutions

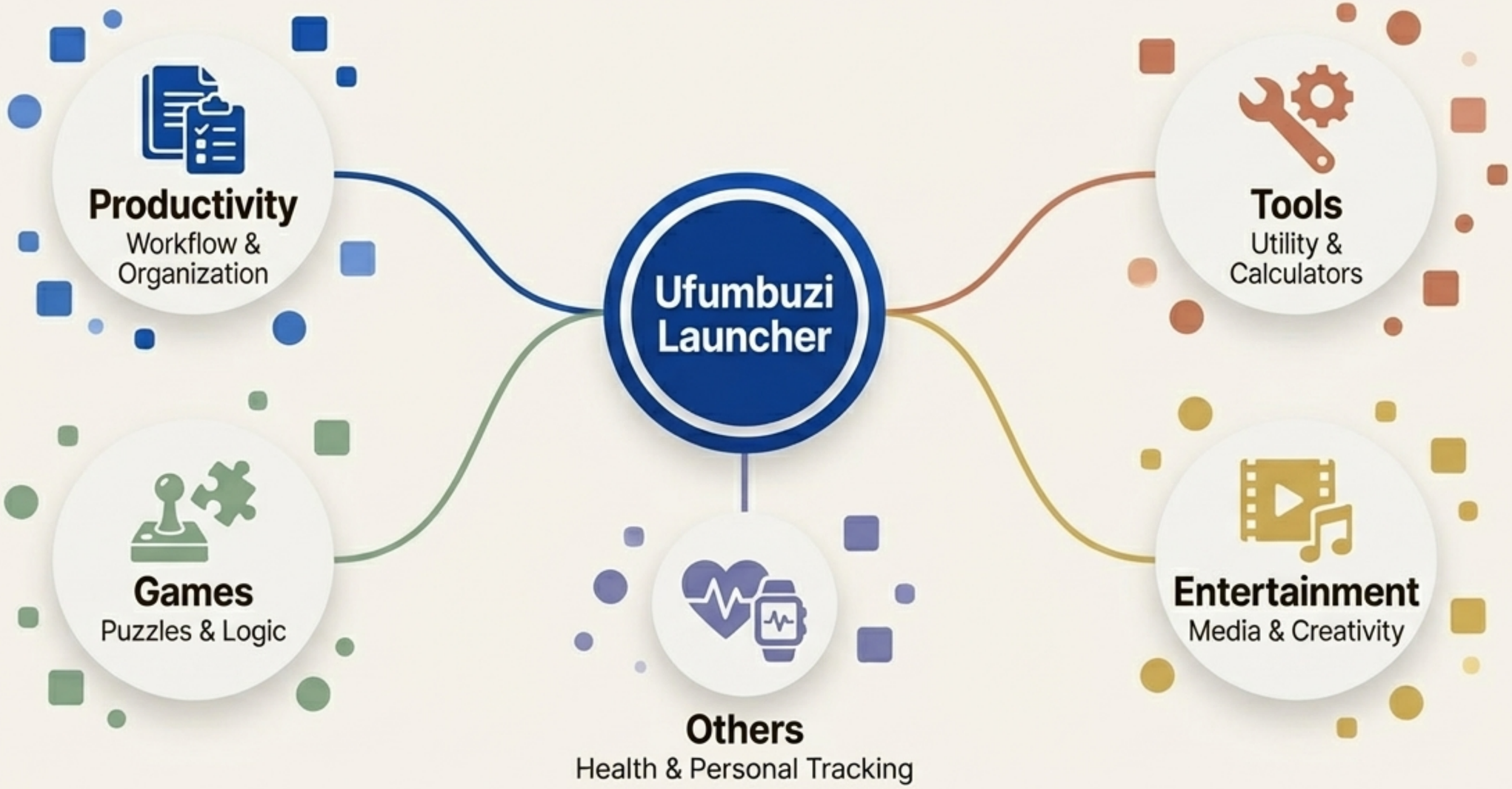

NotebookLM

Supercharge Your Productivity

Checklists Manager

Unlimited drag-and-drop lists, completed tasks auto-move to the bottom, exportable files.

Notes App

Rich-text color-coded editor, link and emoji support, export to HTML/JSON.

RSS Reader

Uninterrupted feeds, organize favorite news/blogs, customizable themes.

Text Converters

Advanced editor with one-click conversion to HTML, EPUB, and PDF formats.

NotebookLM

The Ultimate Digital Pocket Knife

Password Generator

Custom-length, highly secure keys.

Multi-Base Calculator

Binary, octal, hex, and base-64 conversions.

Unit Converter

Area, length, volume, mass, data, and time.

Code Scanners

QR and Barcode generation/scanning with PNG download.

Multifunction Timer

Workout, study, and and cooking timers with flash/vibration feedback.

NotebookLM

Unleash Your Creativity and Media



PixelArt

Design characters and landscapes from scratch with eyedropper and export tools.

Digital Photo Frame

Automated image slideshows with custom transitions and scheduling.

World Internet Radio

Search global stations by country or genre; save favorites with one click.

IPTV Player

Stream live TV and multimedia content seamlessly via M3U/M3U8 playlists.

NotebookLM

Advanced Time Tracking and Reporting

Activity Classification

Categorize and organize your specific tasks.

Frictionless Tracking

One-click start/stop buttons with flexible manual editing.

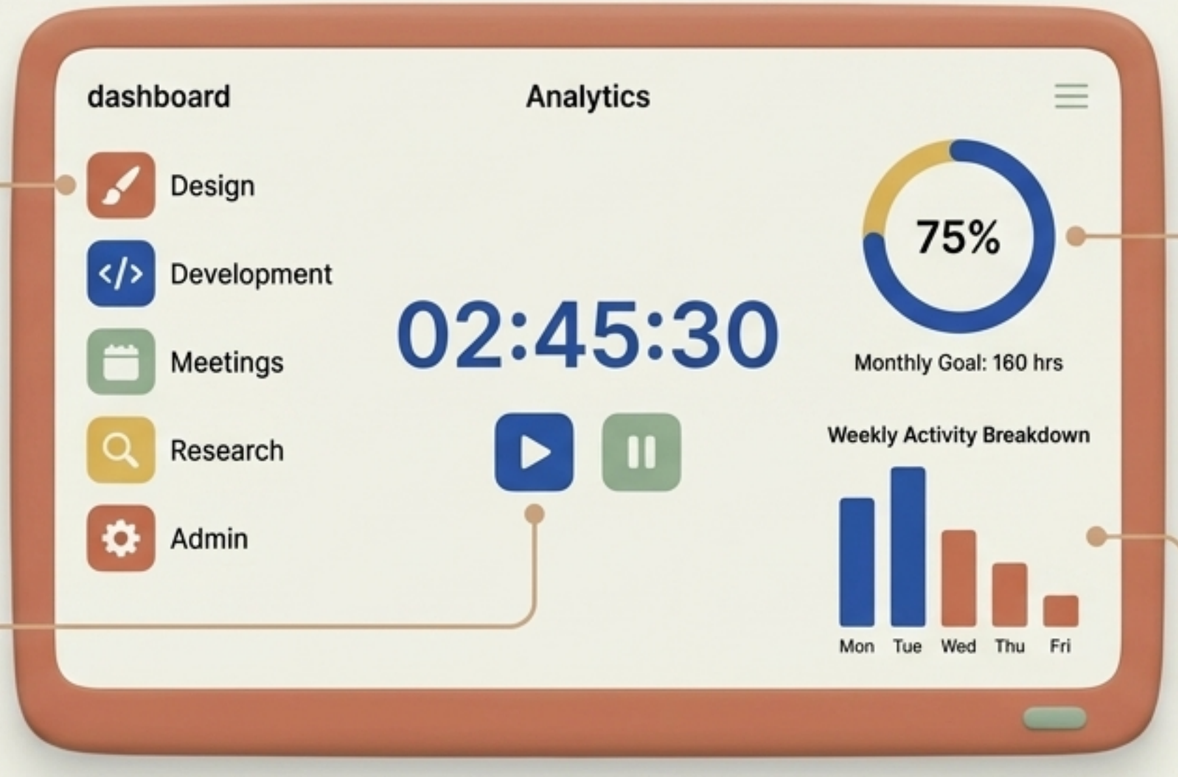

Monthly Goals

Set time targets and monitor your compliance in real-time.

Detailed Reports

Automatically generate total monthly hours and activity list breakdowns.

NotebookLM

Built for How You Work

Freelancers

Achieve precise hourly billing, manage project bottlenecks, and streamline invoice preparation.

Employees

Record flexible work hours and track time spent on specific tasks for supervisor reports.

Students

Manage study time across subjects and balance dedication in group academic projects.

Personal

Track daily habits, monitor hobby time, and log volunteer hours effectively.

NotebookLM

Organize Your Tasks and Locations

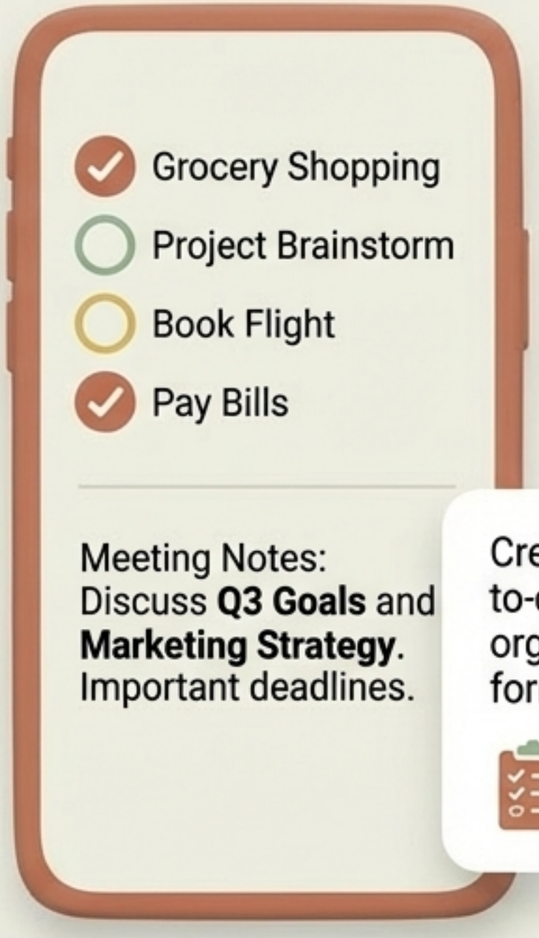

Notes & Lists

Create dedicated shopping and to-do lists. Keep daily thoughts organized with rich-text formatting and seamless search.

GPS Tracker

Save and manage coordinates effortlessly. Organize into color-coded groups and open directly in Google Maps.

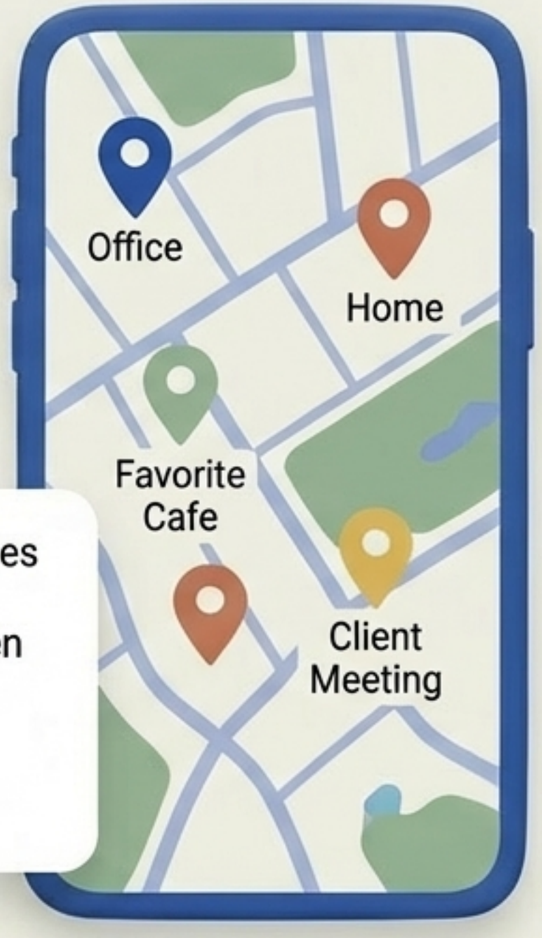

NotebookLM

Track Your Health and Habits

Bible Tracking

Log chapter completion, visualize progress with precise percentages, and rely on detailed statistics to stay motivated on your reading journey.

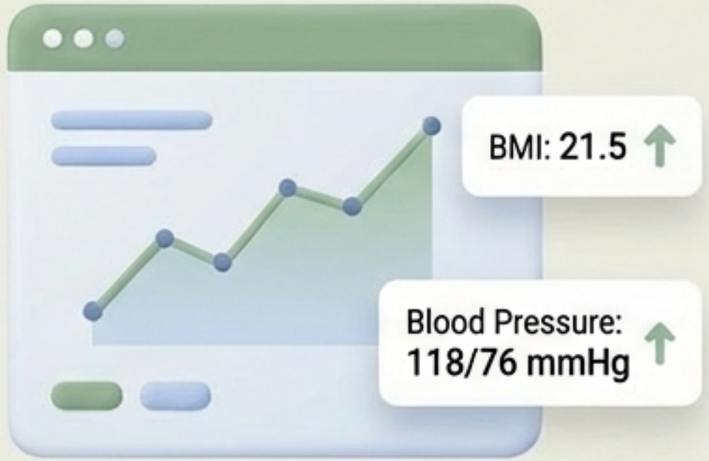

Health Calculators

Analyze BMI, log body measurements for a basic health assessment, and interpret systolic/diastolic blood pressure results over time.

NotebookLM

Install in Seconds on Mobile

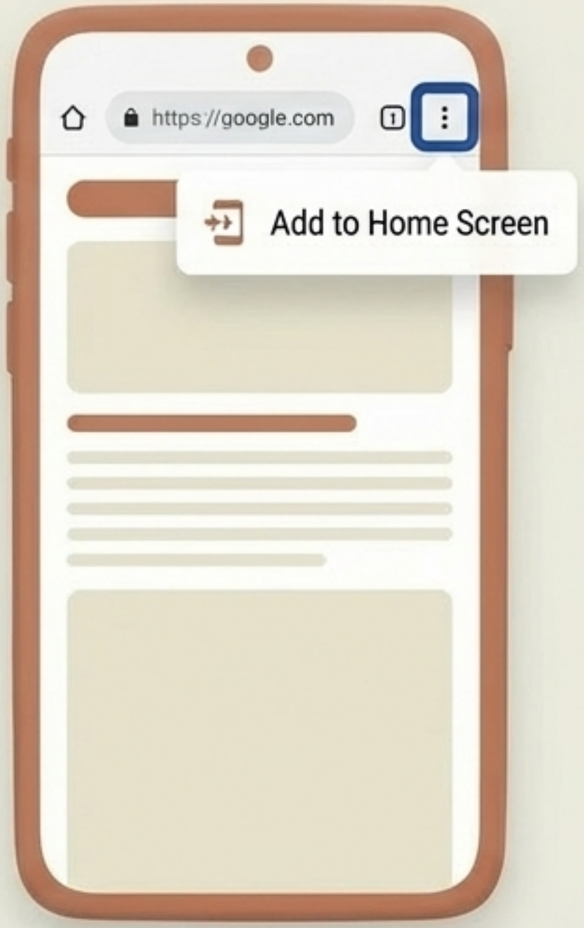

Android

1. Open the PWA link.
2. Tap the menu (three dots at the top).
3. Select “Add to Home Screen” and confirm.

iOS / Safari

1. Open the PWA link.
2. Tap the share button (square with arrow).
3. Select “Add to Home Screen” and confirm.

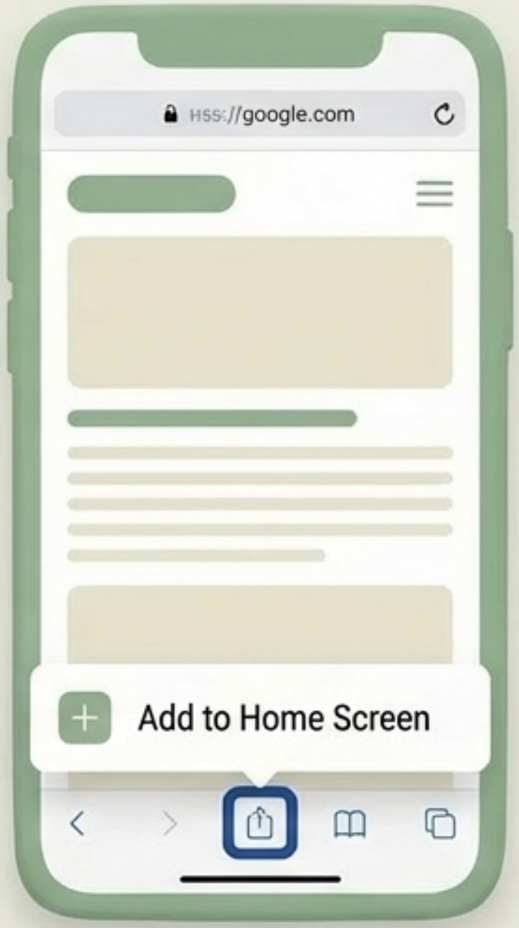

NotebookLM

Desktop Installation & Common Questions

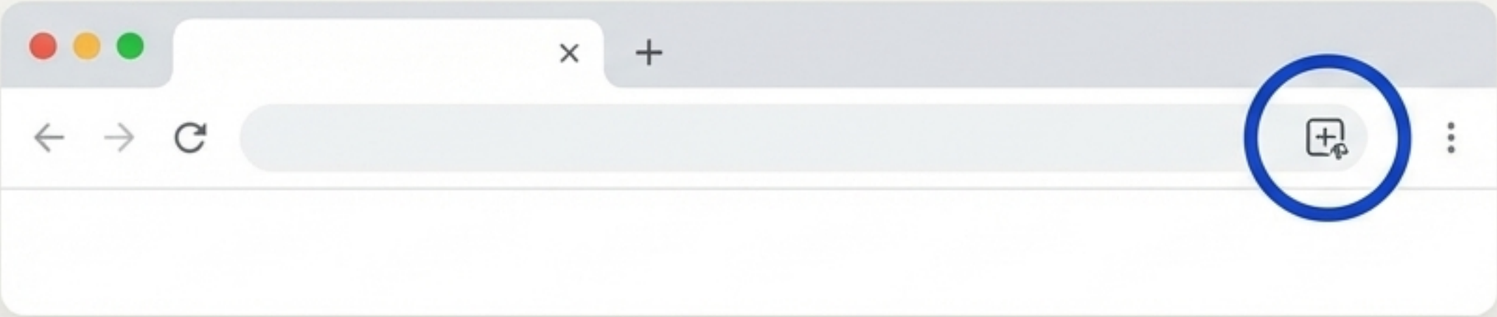

Desktop Steps

- Open the app link in Chrome or Edge
- Click the (+) install icon in the address bar
- Enjoy as a native app

FAQ Box

Do I need to download anything?

No, it runs securely as a web app.

Does it work offline?

Yes, many apps utilize local storage to function without internet.

Is it secure?

Absolutely. All apps comply with strict HTTPS protocols.

NotebookLM

Your Free Digital Toolkit Awaits

Boost your productivity, creativity, and efficiency instantly with fast, reliable tools accessible directly from your browser.

Visit the Ufumbuzi catalog, explore the solutions, and add your first app to your home screen today.

NotebookLM